



US00D780915S

(12) **United States Design Patent** (10) **Patent No.:** **US D780,915 S**  
**Castillo** (45) **Date of Patent:** **\*\* Mar. 7, 2017**

(54) **NASAL APPLIQUE**

(71) Applicant: **James D. Castillo**, Los Alamos, CA (US)

(72) Inventor: **James D. Castillo**, Los Alamos, CA (US)

(\*\*) Term: **14 Years**

(21) Appl. No.: **29/523,866**

(22) Filed: **Apr. 14, 2015**

(51) **LOC (10) Cl.** ..... **24-02**

(52) **U.S. Cl.** ..... **D24/133; D24/135**  
USPC ..... **D24/133; D24/135**

(58) **Field of Classification Search**  
USPC ..... D24/133, 135, 136, 189  
CPC ..... A61F 5/08; A61B 17/0057; A61B 1/233;  
A61M 29/00; A61M 29/02  
See application file for complete search history.

(56) **References Cited**

**U.S. PATENT DOCUMENTS**

3,835,848	A	9/1974	Berner	
5,533,503	A	7/1996	Doubek et al.	
D388,169	S *	12/1997	Harris	D24/133
5,913,873	A	6/1999	Blach et al.	
6,006,746	A	12/1999	Karell	
6,033,422	A	3/2000	Blach et al.	
D424,691	S *	5/2000	Yavitz	D24/189
D437,641	S *	2/2001	Ierulli	D24/189
6,352,548	B1	3/2002	Blach et al.	
D462,438	S *	9/2002	Masuda	D24/105
6,533,415	B2	3/2003	Watanabe	
D484,602	S *	12/2003	Griffiths	D24/189
6,676,681	B1	1/2004	Blach et al.	
6,823,864	B2	11/2004	Blach et al.	
D516,727	S *	3/2006	Neri	D24/189
7,091,634	B2	8/2006	Yi et al.	

D535,394	S *	1/2007	Johnson	D24/133
D618,357	S *	6/2010	Navies	D24/189
D620,123	S *	7/2010	Igwebuike	D24/189
D639,762	S	6/2011	Brogden et al.	
D644,324	S	8/2011	Brunner et al.	
D644,325	S	8/2011	Brunner et al.	
8,042,542	B2	10/2011	Ging et al.	
D696,400	S	12/2013	Brogden et al.	
D701,957	S	4/2014	Brunner et al.	

(Continued)

**OTHER PUBLICATIONS**

Bolt Tape. <URL: <http://www.bolttape.com/product/sniffle-strips/>>. Visited Nov. 1, 2016. Nasal strip.\*

(Continued)

*Primary Examiner* — Bridget L Eland  
*Assistant Examiner* — Lauren McVey  
(74) *Attorney, Agent, or Firm* — Stetina Brunda Garred and Brucker

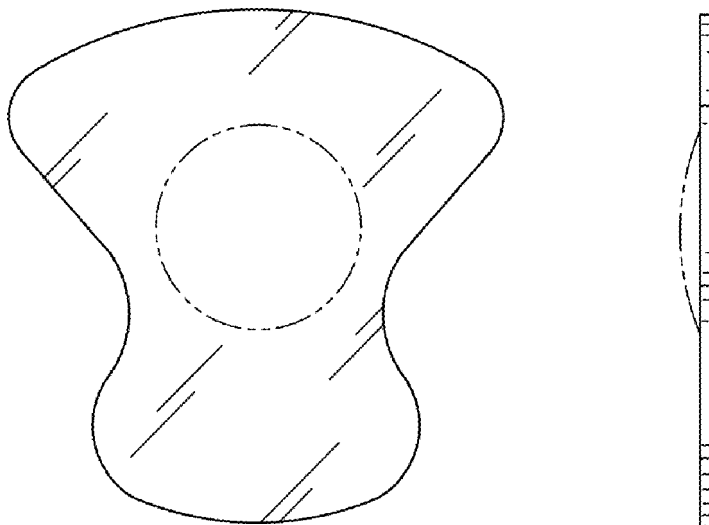
(57) **CLAIM**

The ornamental design for a nasal applique, as shown and described.

**DESCRIPTION**

FIG. 1 is a top view of the nasal applique showing my new design;  
FIG. 2 is a front view thereof;  
FIG. 3 is a right side view thereof, with a left side view being a mirror image of the right side view thereof;  
FIG. 4 is a rear view thereof;  
FIG. 5 is a bottom view thereof; and,  
FIG. 6 is a front view thereof in a state of use.  
The dot-dot-dash broken lines are directed to environment; the broken lines form no part of the claimed design.

**1 Claim, 1 Drawing Sheet**



(56)

**References Cited**

U.S. PATENT DOCUMENTS

D703,318	S	4/2014	Brunner et al.	
2007/0105824	A1	5/2007	Erickson-Miller et al.	
2008/0097517	A1	4/2008	Holmes et al.	
2009/0188023	A1	7/2009	Hsu	
2011/0000483	A1	1/2011	Matthias et al.	
2012/0036607	A1	2/2012	Beliveau	
2012/0172923	A1	7/2012	Fenton et al.	
2015/0173934	A1*	6/2015	Castillo	..... A61F 5/08 606/204.45
2015/0314113	A1*	11/2015	Castillo	..... A61M 29/00 606/199
2016/0106567	A1*	4/2016	Castillo	..... A61F 5/08 606/204.45
2016/0193070	A1*	7/2016	Castillo	..... A61F 5/08 606/204.45

OTHER PUBLICATIONS

International Search Report and Written Opinion for International Application No. PCT/US14/69817, Mar. 11, 2015, 11 pages.

\* cited by examiner

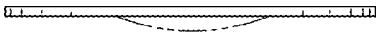


FIG. 1

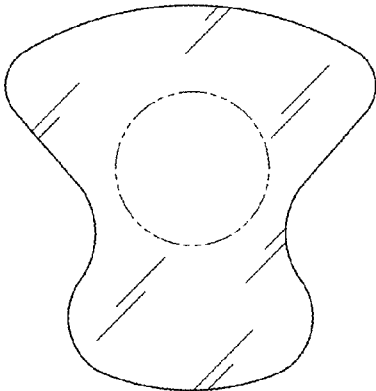


FIG. 2

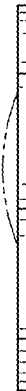


FIG. 3

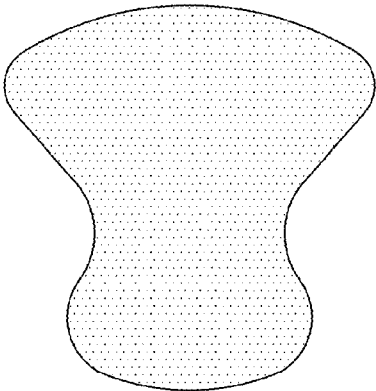


FIG. 4




FIG. 5

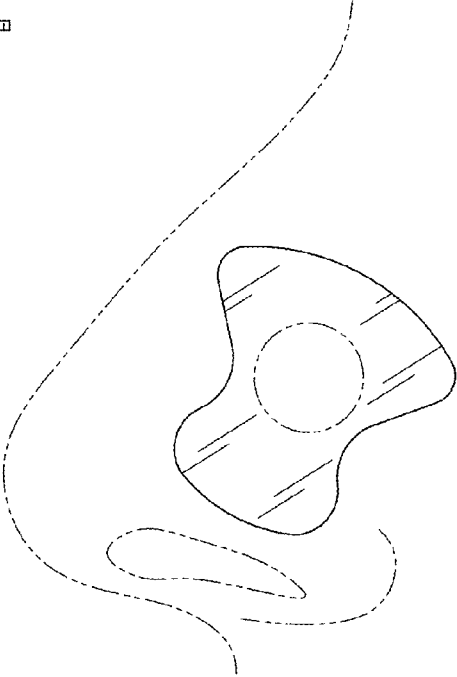


FIG. 6